









































Pet Health Plan

	Dog primary plan (12 months)	Dog plan	Cat primary plan (12months)	Cat plan
Annual booster vaccination				
Primary vaccination course (Primary course of 2 vaccines)				
Kennel cough vaccine				
12 monthly flea, worm treatment				
2 health check visits (1 x Vet, 1 RVN)				
10% every consultation				
10% off routine neutering				
10% routine dental scale and polish				
10% routine in house blood tests				
10% pet accessories bought in practice				
10% house flea spray bought in practice				
10% long term medication (From month 3)				
	Small <10kg £15.85 Med 10-25kg £17.40 Lge 25-40kg £19.10 Ex Lg >40kg £25.55	Small <10kg £14.55 Med 10-25kg £16.00 Lge 25-40kg £17.70 Ex Lge >40kg £23.85	£16.20	£14.10

£10 joining fee (lifetime per owner). The fee will be collected with the 1st payment

Plans and prices are valid from Feb 2020